
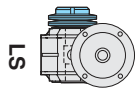
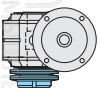
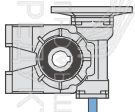
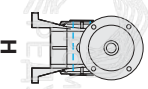

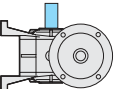
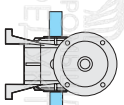



3.2 Designazione

3.2 Designation

3.2 Bezeichnung

<b>K</b>	<b>C</b>	<b>50</b>	<b>F1S</b>	<b>10</b>	<b>P.A.M</b>	<b>B3</b>	<b>LD</b>	<b>Sea</b>	<b>H</b>	<b>BR</b>
Riduttore Gearbox Getriebe	Tipo entrata Input type Antriebsart	Grandezza Size Größe	Versione Version Ausführung	Rapporto rid. Ratio Untersetzung	Predispos.att. mot. Motor coupling Motoranschluss	Posizione di mont. Mounting position Einbaulage	Limitatore di coppia. Torque limiter Drehmoment- begrenzer	Seconda entrata Additional input Zusatzantrieb	Albero uscita Output shaft Abtriebswelle	Braccio di reazione Torque arm Drehmomentstütze
		30 40 50 63 75 90 110 130	A1-A2 B1-B2 V1-V2 P F1S-F2S F3S F1D-F2D F3D	7.5 10 15 20 25 30 40 50 65 80 100	56 63 71 80 90 100 112 132	B3 B6 B7 B8 V5 V6	 		   	

Versioni

Versions

Ausführungen

